

**KLEIN**

Sliding doors with soft closing system



**LITE+**

Wooden-Metal sliding door  
Puerta Corredera de madera-metal



LITE+ SUPERIOR



LITE+ TOP



LITE+ RETRAC



LITE+ RETRAC BLACK



LITE+ RETRAC BRONZE



KSC

## ENG

Lite+: separate rooms with a single sliding wood panel, without any floor tracks. It offers great versatility and maximum architectural integration, while creating mobile partitions for flexible spaces.

- Can be installed on the ceiling or wall, with an exposed profile, or a recessed installation with a hidden profile.
- Fast and intuitive assembly for efficient implementation.
- Compact system for a minimalist design.
- Absence of floor tracks, leaving a clear passage area.
- Panels weighing up to 220 lbs.
- Silver, Black and Bronze anodised aluminium profiles.
- Smooth, effortless sliding thanks to its bearing system.
- Smooth closing, with no slamming.
- Five-year KLEIN® warranty.
- Soft closing system: KSC, Klein Soft Closing. Optional system.

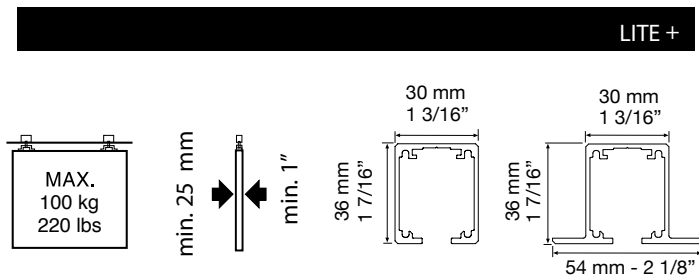
Our cutting-edge hydraulic dampers with multiple springs ensure optimum performance. Allows for panels starting at 29 1/2".

## ESP

Lite+: dividir ambientes mediante un único panel corredero de madera, sin guía en el suelo. Ofrece una gran versatilidad y una máxima integración arquitectónica. Crea tabiques móviles para espacios flexibles.

- Instalación a techo o a pared, con perfil visto, instalación empotrada con perfil oculto.
- Montaje rápido e intuitivo para una ejecución eficiente.
- Sistema compacto para un diseño minimalista.
- Ausencia de guía en el suelo para liberar la zona de paso.
- Panel hasta 100 kg.
- Perfil de aluminio anodizado Silver, Negro y Bronce.
- Un deslizamiento suave y con mínimo esfuerzo gracias a su sistema de rodamientos.
- Cierre suave y sin golpes.
- Garantía KLEIN® 5 años.
- Sistema de frenado de la puerta: KSC, Klein Soft Closing, detención suave controlada. Sistema opcional.

Nuestros amortiguadores hidráulicos de última generación y muelles múltiples aseguran un funcionamiento óptimo. Admite hojas desde 75 cm.







REFERENCES / REFERENCIAS

**ENG**

LITE+ 100 SILVER (220 lbs)				
Ref.	Description	Units	Img.	
8711	INST. LITE+ 100 KSC SUP. 118" TRACK	1	A	
8712	INST. LITE+ 100 KSC RETRAC 118" TRACK	1	B	
8713	INST. LITE+ 100 KSC TOP RETRAC 118" TRACK	1	C	
8217	LITE+ 100 CONTINUOUS WALL BRACKET 1/4" FROM THE WALL 118"	1	D	
8218	LITE+ 100 CONTINUOUS WALL BRACKET 11/16" FROM THE WALL 118"	1	E	
2180	SET OF END CAPS CLIP LITE+ 100 TRACK	1	F	
2181	SET OF END CAPS CLIP LITE+ 100 WALL MOUNTED TRACK 1/4"	1	G	
2182	SET OF END CAPS CLIP LITE+ 100 WALL MOUNTED TRACK 11/16"	1	H	
8217	WALL BRACKETS 1/4" FROM THE WALL	1	I	
8218	WALL BRACKETS 11/16" FROM THE WALL	1	J	

LITE+ 100 BRONZE (220 lbs)				
Ref.	Description	Units	Img.	
8714	INST. LITE+ 100 KSC SUP. 118" TRACK	1	K	
8716	INST. LITE+ 100 KSC RETRAC 118" TRACK	1	L	
8717	INST. LITE+ 100 KSC TOP RETRAC 118" TRACK	1	M	
8283	LITE+ 100 CONTINUOUS WALL BRACKET 1/4" FROM THE WALL 118"	1	N	
8383	LITE+ 100 CONTINUOUS WALL BRACKET 11/16" FROM THE WALL 118"	1	O	
2186	SET OF END CAPS CLIP LITE+ 100 TRACK	1	P	
2187	SET OF END CAPS CLIP LITE+ 100 WALL MOUNTED TRACK 1/4"	1	Q	
2188	SET OF END CAPS CLIP LITE+ 100 WALL MOUNTED TRACK 11/16"	1	R	

LITE+ 100 BLACK (220 lbs)				
Ref.	Description	Units	Img.	
8718	INST. LITE+ 100 KSC SUP. 118" TRACK	1	S	
8719	INST. LITE+ 100 KSC RETRAC 118" TRACK	1	T	
8720	INST. LITE+ 100 KSC TOP RETRAC 118" TRACK	1	U	
8293	LITE+ 100 CONTINUOUS WALL BRACKET 1/4" FROM THE WALL 118"	1	V	
8393	LITE+ 100 CONTINUOUS WALL BRACKET 11/16" FROM THE WALL 118"	1	W	
2196	SET OF END CAPS CLIP LITE+ 100 TRACK	1	X	
2197	SET OF END CAPS CLIP LITE+ 100 WALL MOUNTED TRACK 1/4"	1	Y	
2198	SET OF END CAPS CLIP LITE+ 100 WALL MOUNTED TRACK 11/16"	1	Z	

## ESP

LITE+ 100 SILVER (100 Kg)			
Ref.	Descripción	U.	Img.
8711	INST. LITE+ 100 KSC SUP. 3m	1	A
8712	INST. LITE+ 100 KSC RETRAC 3m	1	B
8713	INST. LITE+ 100 KSC TOP RETRAC 3m	1	C
8217	PF. SOPORTE PARED 6mm LITE+100 SILVER 3m	1	D
8218	PF. SOPORTE PARED 17mm LITE+ 100 SILVER 3m	1	E
2180	JGO. TAPAS LATERALES PF. LITE+ 100 SILVER	1	F
2181	JGO. TAPAS LATERALES PF. LITE+ 100 SOPORTE PARED 6mm SILVER	1	G
2182	JGO. TAPAS LATERALES PF. LITE+ 100 SOPORTE PARED 17mm SILVER	1	H
8217	SOPORTE PARED 17mm	1	I
8218	SOPORTE PARED 6mm	1	J

LITE+ 100 NEGRO (100 Kg)			
Ref.	Descripción	U.	Img.
8718	INST. LITE+ 100 KSC SUP. 3m	1	S
8719	INST. LITE+ 100 KSC RETRAC 3m	1	T
8720	INST. LITE+ 100 KSC TOP RETRAC 3m	1	U
8293	PF. SOPORTE PARED 6mm LITE+ 100 BLACK 3m	1	V
8393	PF. SOPORTE PARED 17mm LITE+ 100 BLACK 3m	1	W
2196	JGO. TAPAS LATERALES PF. LITE+ 100 BLACK	1	X
2197	JGO. TAPAS LATERALES PF. LITE+ 100 SOPORTE PARED 6mm BLACK	1	Y
2198	JGO. TAPAS LATERALES PF. LITE+ 100 SOPORTE PARED 17mm BLACK	1	Z

LITE+ 100 BRONCE (100 Kg)			
Ref.	Descripción	U.	Img.
8714	INST. LITE+ 100 KSC SUP. 3m	1	K
8716	INST. LITE+ 100 KSC RETRAC 3m	1	L
8717	INST. LITE+ 100 KSC TOP RETRAC 3m	1	M
8283	PF. SOPORTE PARED 6mm LITE+ 100 BRONZE 3m	1	N
8383	PF. SOPORTE PARED 17mm LITE+ 100 BRONZE 3m	1	O
2186	JGO. TAPAS LATERALES PF. LITE+ 100 BRONZE	1	P
2187	JGO. TAPAS LATERALES PF. LITE+ 100 SOPORTE PARED 6mm BRONZE	1	Q
2188	JGO. TAPAS LATERALES PF. LITE+ 100 SOPORTE PARED 17mm BRONZE	1	R

REFERENCES / REFERENCIAS



A



B



C



D



E



F



G




H




I



J



K



L



M




N



O





P

Q

R



S

T

U



V

W





X



Y

Z





# KLEIN

KLEIN USA, Inc.\*  
1 Madison Street  
East Rutherford, NJ 07073

Phone: 973 246 8181  
Fax: 973 246 8362  
info@klein-usa.com  
www.klein-usa.com

Follow us on social media  
Siguenos en redes

